



ORIGINAL ARTICLE

# Present and future economic impact of transcatheter aortic valve replacement on the Portuguese national healthcare system



Ricardo Fontes-Carvalho<sup>a,b,\*</sup>, Cláudio Guerreiro<sup>a</sup>, Eduardo Infante Oliveira<sup>c</sup>, Pedro Braga<sup>a</sup>

<sup>a</sup> Department of Cardiology, Centro Hospitalar de Vila Nova de Gaia, Vila Nova de Gaia, Portugal

<sup>b</sup> Department of Cardiothoracic Surgery and Physiology, Faculty of Medicine, Universidade do Porto, Porto, Portugal

<sup>c</sup> Department of Cardiology, Centro Hospitalar Universitário de Lisboa Norte, Lisboa, Portugal

Received 2 May 2019; accepted 22 February 2020

Available online 25 August 2020

## KEYWORDS

Aortic stenosis;  
Transcatheter aortic  
valve replacement;  
Economic analysis;  
Healthcare system

## Abstract

**Introduction:** Transcatheter aortic valve replacement (TAVR) has changed the treatment paradigm of severe aortic stenosis (AS). Nevertheless, in Portugal the penetration rate of TAVR is still very low and there is a paucity of data regarding its economic impact on the Portuguese healthcare system.

**Aims:** To perform an economic analysis of the present and future impact of TAVR in Portugal and to propose health policy recommendations for a new reimbursement model.

**Methods:** Hospital data from a high-volume center were used as a sample to calculate the costs of TAVR in Portugal. Information regarding the national penetration rate was derived from the EAPCI Valve for Life initiative. To estimate the future demand for TAVR, three scenarios (S) were constructed: S1, TAVR penetration according to current guidelines; S2, including intermediate-risk patients; and S3, including low-risk patients aged over 75 years.

**Results:** The total cost of each TAVR procedure in Portugal was 22 134.50 euros for the self-expanding valve (SEV) and 23 321.50 euros for the balloon-expanding valves (BEV). Most of the cost was driven by the price of the valve (SEV 74.5% vs. BEV 81.5%). The current national economic impact is estimated at 12 500 000 euros per year. In S1, the expected penetration rate would be 189 procedures per million population; in S2 we estimated an increase of 28% to 241 procedures per million population and in S3 an increase of 107% to 391 procedures per million population. The total economic impact would increase to 43 770 586 euros in S1 and to 90 754 310 euros in S3.

\* Corresponding author.

E-mail address: [fontes.carvalho@gmail.com](mailto:fontes.carvalho@gmail.com) (R. Fontes-Carvalho).

**PALAVRAS-CHAVE**

Estenose aórtica;  
Válvula aórtica  
percutânea (VAP);  
Análise económica;  
Serviço Nacional de  
Saúde

**Conclusions:** TAVR is associated with a significant present and future economic impact on the Portuguese healthcare system. A new model of reimbursement in Portugal should be discussed and implemented.

© 2020 Sociedade Portuguesa de Cardiologia. Published by Elsevier España, S.L.U. This is an open access article under the CC BY-NC-ND license (<http://creativecommons.org/licenses/by-nc-nd/4.0/>).

## Impacto económico presente e futuro da válvula aórtica percutânea no Serviço Nacional de Saúde

**Resumo**

**Introdução:** A válvula aórtica percutânea (VAP) mudou o paradigma de tratamento da estenose aórtica grave. No entanto, em Portugal, a sua penetração é reduzida e dados acerca do impacto económico no Serviço Nacional de Saúde (SNS) são escassos.

**Objetivos:** Analisar o impacto económico atual e futuro do implante de VAP em Portugal e propor um modelo de reembolso específico para as VAP.

**Métodos:** Os custos fixos e variáveis do procedimento em Portugal foram calculados com base numa amostra de um centro de elevado volume de VAP. O impacto económico nacional foi calculado com base na penetração atual reportada na iniciativa EAPCI Valve for Life. As necessidades futuras da tecnologia foram estimadas em três cenários (S): S1 - penetração de acordo com as recomendações atuais; S2 - inclusão de doentes de risco intermédio; S3 - expansão aos doentes de baixo risco e idade > 75 anos.

**Resultados:** O custo total da VAP em Portugal foi estimado em 22.134,5€ com prótese auto-expansível (SEV) e 23.321,5€ com prótese expansível por balão (BEV). A maior parte do custo relacionou-se com o preço da prótese (SEV 74,5% versus BEV 81,5%). O impacto económico nacional estima-se em 12.500.000€/ano. No cenário S1, a taxa esperada de penetração deveria ser 189/milhão; em S2 perspectiva-se aumento de +28% para 241 procedimentos/milhão; em S3 estima-se aumento de +107% para 391 procedimentos/milhão. Assim, o impacto económico poderá aumentar significativamente de 43.770.586€ (S1) até 90.754.310€ (S3).

**Conclusões:** A VAP está associada a um impacto económico presente e futuro significativo no SNS. É essencial discutir e implantar um novo modelo específico de reembolso em Portugal.

© 2020 Sociedade Portuguesa de Cardiologia. Publicado por Elsevier España, S.L.U. Este é um artigo Open Access sob uma licença CC BY-NC-ND (<http://creativecommons.org/licenses/by-nc-nd/4.0/>).

**Introduction**

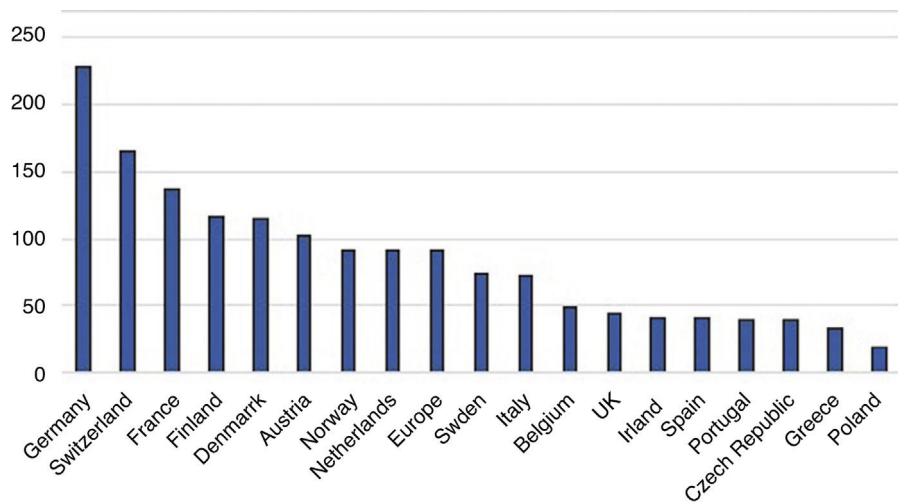
In most European countries, healthcare spending has been rising at higher rates than gross domestic product, imposing increasing challenges for the sustainability of healthcare systems.<sup>1</sup> New medical technologies have been a key driver of this increase in health spending.<sup>2,3</sup> There is thus a need to assess the cost-effectiveness and economic impact of the adoption of new technologies before their dissemination in clinical practice. The wide variety of reimbursement models in different healthcare systems means that these economic assessments should be individualized and country-specific.<sup>4</sup>

Aortic stenosis (AS) is the most frequent type of valvular heart disease in Europe and North America,<sup>5,6</sup> and its prevalence is expected to increase exponentially in the coming decades due to the aging of the population.<sup>7,8</sup>

In the last decade, transcatheter aortic valve replacement (TAVR) has emerged as a new technology to treat patients with severe AS who are considered inoperable or at high risk for surgery.<sup>9–12</sup> New clinical trials have broadened

the clinical indications for the procedure, demonstrating its clinical efficacy also in patients with intermediate<sup>13,14</sup> and low risk<sup>15,16</sup> as a replacement for traditional surgery. There is thus a growing replacement effect, with more patients now treated with TAVR than surgery in some countries, for example in Germany.<sup>17,18</sup> This will impose significant challenges for the organization of hospitals and carries a high economic burden for healthcare systems, since the price of the transcatheter valve is 4–5 times higher than that of the valve used for surgical replacement.<sup>19</sup> With projected estimates of up to 270 000 TAVR candidates per year in Europe and North America, at a total estimated cost of \$13.7 billion and \$7.2 billion, respectively, the economic impact TAVR is set to be enormous.<sup>20</sup>

In Portugal, the technology was introduced in 2007 but penetration rates have been very low compared to other European countries (Figure 1),<sup>21</sup> mainly because of the reimbursement model.<sup>22</sup> Given the lack of economic data on TAVR in Portugal, it is important to determine its real-world costs, to assess its economic impact on local and national hospital budgets, and to predict future demand for the technology.



**Figure 1** Penetration rates of transcatheter aortic valve replacement in different European Union countries per million population (adapted from EAPCI Valve for Life Initiative, 2016 data<sup>21</sup>).

The aim of this study was to perform an economic analysis of the present and future impact of the introduction of TAVR on the Portuguese healthcare system. More specifically, we aimed to calculate the current costs of a TAVR procedure in Portugal and to assess its economic impact at national level. Moreover, based on country-specific demographic and disease prevalence data, we estimated future demand for this technology according to different clinical scenarios.

## Methods

### Economic impact at hospital and national level

To calculate the real costs of TAVR in the Portuguese healthcare system we selected, as a sample, the information collected from a high-volume Portuguese TAVR center, the cardiology department of Centro Hospitalar de Vila Nova Gaia. Using official hospital information from 2017, we prospectively collected data about all the material used (quantity consumed and price per unit), costs of human resources and costs of hospital facilities. Costs were calculated separately for each type of valve.<sup>23</sup>

As detailed in [Table 1](#), costs were subdivided into preprocedural, procedural and postprocedural costs.

### Preprocedural costs

The costs of preprocedural exams (transesophageal echocardiography, computed tomography and blood tests) were obtained from the official table of costs of complementary diagnostic and therapeutic procedures of the Portuguese Ministry of Health for 2018.<sup>24</sup> Before the procedure, the patient usually undergoes assessment by a multidisciplinary heart team that includes an interventional cardiologist, a cardiac imaging expert, an anesthesiologist and a cardiac surgeon, to assess their suitability for the procedure. The attributed cost was 71.5 euros of this assessment, which is the sum paid to the hospital, according to the Ministry of Health's 2018 official table of costs.

### Procedural costs

Regarding material costs, the price per unit was obtained individually for each item using 2017 official hospital consumption prices, after reductions or discounts. The medications used included heparin, propofol, droperidol, fentanyl, paracetamol, midazolam and cefazolin.

To calculate the costs of human resources, we considered the average salary of a Portuguese doctor (2746 euros/month), which including subsidies, bonuses and other extras, represents an annual cost of 48719 euros. Considering that the mean number of working hours is 151.7 per month, the cost per hour was estimated at 27 euros. The costs are the same for cardiologists or anesthesiologists. Two interventional cardiologists and one anesthesiologist are needed for a standard TAVR procedure. The procedure takes on average two hours, resulting in a total of six hours of medical work. The same method was used to calculate the price per hour of a nurse, which was 10.50 euros. At least four nurses are needed during the procedure, which corresponds to eight hours of nursing work.

Regarding the costs of hospital facilities, no detailed information was previously available about the cost per day of stay in the cardiac intensive care unit or on the cardiology ward. Therefore, this price was determined prospectively using hospital information from 2017. Information on the median time of hospitalization from January 2017 to January 2018 was used to calculate the median time of hospitalization after the procedure.

To estimate the costs per hour of use of the angiography room, we estimated that the total investment for an angiography room (including angiographic and other equipment and construction work) was 900 000 euros, which was the total cost of such a room in this hospital acquired in 2017. Maintenance costs over the room's 10-year lifetime, 450 000 euros in total, were added to this figure. Considering the number of hours of use (11 hours per day in our center) on 250 days per year (to account for weekends, holidays, maintenance days and strikes, according to 2017 data), the estimated cost per hour of use was 55.0 euros.

**Table 1** Detailed costs (in euros) of the transcatheter aortic valve replacement procedure in a Portuguese tertiary hospital (Gaia Hospital Center).

	Self-expanding valve (Medtronic)				Balloon-expanding valve (Edwards)			
	Cost/unit	n	Probability	Total	Cost/unit	n	Probability	Total
<b>Preprocedural costs</b>								
<i>Transesophageal echo</i>	277.8	1		277.8	277.8	1		277.8
<i>CT scan</i>	196.6	1		196.6	196.6	1		196.6
<i>Heart team assessment</i>	71.5	1		71.5	71.5	1		71.5
<i>Blood tests</i>	42.0	1		42.0	42.0	1		42.0
				Subtotal				Subtotal
				587.9				587.9
<b>Fixed procedural costs</b>								
<i>a) Material</i>								
Sheaths (6F/8F)	14.5	1		14.5	14.5	1		14.5
Sheaths for valve (12/14F)	183.3	1		183.3	- <sup>a</sup>	0		0
Sheaths – radial 6F (Terumo)	38.5	1		38.5	38.5	1		38.5
Guiding catheter R 250	14.8	1		14.8	14.8	1		14.8
Guiding catheter J 250	14.8	1		14.8	14.8	1		14.8
Guiding catheter (hydrophilic) 250	95.9	1		95.9	95.9	1		95.9
Guiding catheter (stainless) 0.35 260	123.0	1		123.0	123.0	1		123.0
Catheter (pigtail)	14.8	2		29.5	14.8	2		29.5
Catheter (AL1)	14.8	1		14.8	14.8	1		14.8
Temporary pacemaker	92.3	1		92.3	92.3	1		92.3
Valvuloplasty balloon	1088.6	1		1088.6	- <sup>a</sup>	0		0
Vascular closure (Proglide®)	184.5	2		184.5	184.5	2		184.5
Hemodynamic kit	46.4	1		46.4	46.4	1		46.4
Medication during procedure	24.2	1		24.2	24.2	1		24.2
Extra sterilized surgical gowns, drapes and suits	1.6	2		3.2	1.6	2		3.2
Contrast	150.0	1		150.0	150.0	1		150.0
Valve	16 500.0	1		16 500.0	19 000.0	1		19 000.0
				Subtotal				Subtotal
				18 778.3				20 006.4
<i>b) Human resources</i>								
Anesthesiologist, ×1 (per hour)	27.0	2		54.0	27.0	2		54.0
Nurses/technicians, ×4 (per hour)	10.5	8		84.0	10.5	8		84.0
Cardiologists, ×2 (per hour)	27.0	4		108.0	27.0	4		108.0
				Subtotal				Subtotal
				246.0				246.0
<i>c) Hospital facilities</i>								
Angiography room, per hour of use (2017 data)	55.0	2		110.0	55.0	2		110
Intensive cardiac care unit, per day (2017 data)	418.0	3.5		1463.0	418.0	3.5		1463.0
Hospital ward, per day (2017 data)	136.0	4.5		612.0	136	4.5		612.0
				Subtotal				Subtotal
				2185.0				2185.0
<b>Variable procedural costs (according to the risk of complications)</b>								
<i>Risk of pacemaker implantation</i>	1176.8	1	0.16	188.3	1 176.8	1	0.15	176.5
<i>Risk of vascular complication (includes sheaths, balloons, stents)</i>	1841.1	1	0.081	149.1	1 841.1	1	0.065	119.7
				Subtotal				Subtotal
				337.4				296.2
				Total				Total
				22 134.5				23 321.5

<sup>a</sup> Included in the prosthesis kit.

CT: computed tomography; echo: echocardiography.

The costs were subdivided into two types: fixed and variable costs (the latter depending on the risk and type of complications). To more accurately reflect the real impact of variable costs, we retrospectively collected information on the risk and types of complication in this hospital in the previous year (from January 2017 to January 2018), to take into account the TAVR learning curve.<sup>25</sup> Because the risks and types of complication can differ according to the type of valve, a separate analysis was carried out for each valve type.

To assess the economic impact at national level, we used public information from the European Association of Percutaneous Cardiovascular Interventions (EAPCI) Valve for Life initiative, which recorded a TAVR penetration rate in Portugal of 54 procedures per million population in 2017.<sup>26</sup>

### Estimated future demand for transcatheter aortic valve replacement in Portugal

To estimate future demand for TAVR, we collected information on national demographics, disease prevalence and incidence, and data on the natural history of disease. A recent meta-analysis calculated a prevalence of severe AS of 0.8% in individuals aged >65 years, and a yearly incidence of 4.4 (95% confidence interval 3.0-6.1) per 1000 individuals.<sup>27</sup> Information on the number of patients referred for treatment was collected from previous epidemiological data<sup>27-29</sup> and risk categorization was based on the Society of Thoracic Surgeons dataset.<sup>30</sup> Using this information, a clinical decision tree was built to estimate the annual number of TAVR candidates, as previously reported.<sup>27</sup>

Three different scenarios were constructed to account for the expansion in clinical indications for TAVR from inoperable patients to patients with high,<sup>12</sup> intermediate,<sup>13,14,31</sup> and low risk.<sup>15,16</sup> In scenario 1, we projected that TAVR will be used only according to indications in the current guidelines.<sup>11</sup> In scenario 2, we anticipated that TAVR will become the therapy of choice in most patients aged >65 years with intermediate surgical risk.<sup>13,14,31</sup> Scenario 3 assumed that, with continuing technological advances and in accordance with the most recent clinical trials, TAVR will also become standard therapy in patients at low risk aged >75 years.<sup>15,16,32</sup>

## Results

### Cost of the transcatheter aortic valve replacement procedure in Portugal

**Table 1** details the costs of the TAVR procedure. The total cost of TAVR with an SEV was 22 134.5 euros, while with a BEV it was 23 321.5 euros. Most of this figure was due to the cost of the valve itself (74.5% and 81.5% of the total cost, respectively). Although the cost of the BEV is higher (19 000 euros vs. 16 500 euros), the valve kit includes some additional material which reduces this price difference. Moreover, the risk of complications was slightly lower with the BEV (296.2 euros vs. 337.4 euros), although this was insufficient to reduce the total cost, because the overall risk of complications was low. It is noteworthy that although the

procedure is technically demanding, the human resources costs were very low, representing only 1.1% of the total cost of the procedure.

### Current economic impact of the procedure at local and national level

In 2017, Centro Hospitalar de Vila Nova Gaia performed 120 TAVR procedures: 62 with SEV and 58 with BEV. Therefore, TAVR had a local economic impact of 2 724 986 euros in 2017. At a national level, according to the EAPCI Valve for Life Initiative, 550 TAVR procedures were performed in the country in 2017,<sup>26</sup> at a total estimated cost of 12 500 000 euros.

### Estimating the future demand for transcatheter aortic valve replacement in Portugal

To estimate the future demand for the technology, three scenarios were constructed. In scenario 1 the estimated number of TAVR candidates was 1948 procedures per year, corresponding to 189 procedures/million population (**Figure 2**). If TAVR is expanded to patients with intermediate risk (scenario 2, **Figure 3**) the number of TAVR candidates will increase by 28% to 2488 candidates (241 procedures per million). Finally, if TAVR expands to scenario 3 (**Figure 4**), the increase will be 107%, corresponding to 4039 TAVR candidates (391 procedures/million).

If these three scenarios were applied with current procedure costs, the economic impact would increase to 43 770 586 euros in scenario 1, 55 904 116 euros in scenario 2 and 90 754 310 euros in scenario 3.

It is also important to mention the need to improve the limited installed capacity to respond to scenarios 2 and 3, due not only to the predicted number of facilities needed, but also to the future demand for interventional cardiologists specializing in structural valve disease.

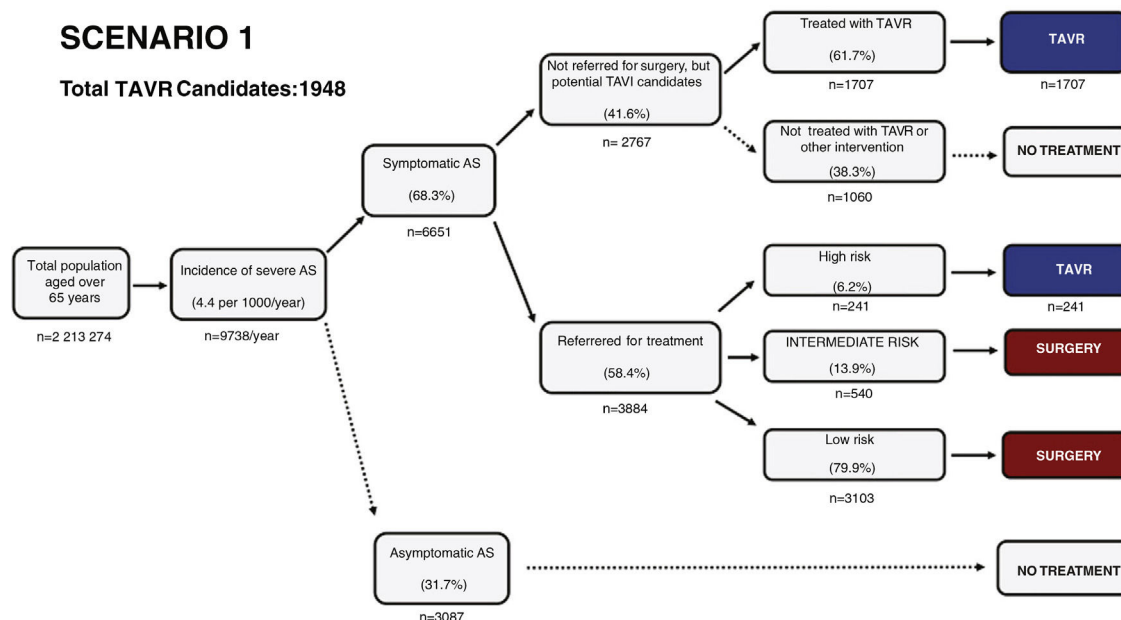
## Discussion

In this study, the real cost of the TAVR procedure in Portugal was calculated for the first time. This cost was slightly higher for BEV than for SEV, even after considering the risk of complications. The current economic impact of TAVR in Portugal is high, with an estimated cost of 12 500 000 euros in 2017. This was however a retrospective study, and the estimated costs refer to the mean expenses per patient, instead of a prospective analysis of the total cost for each patient.

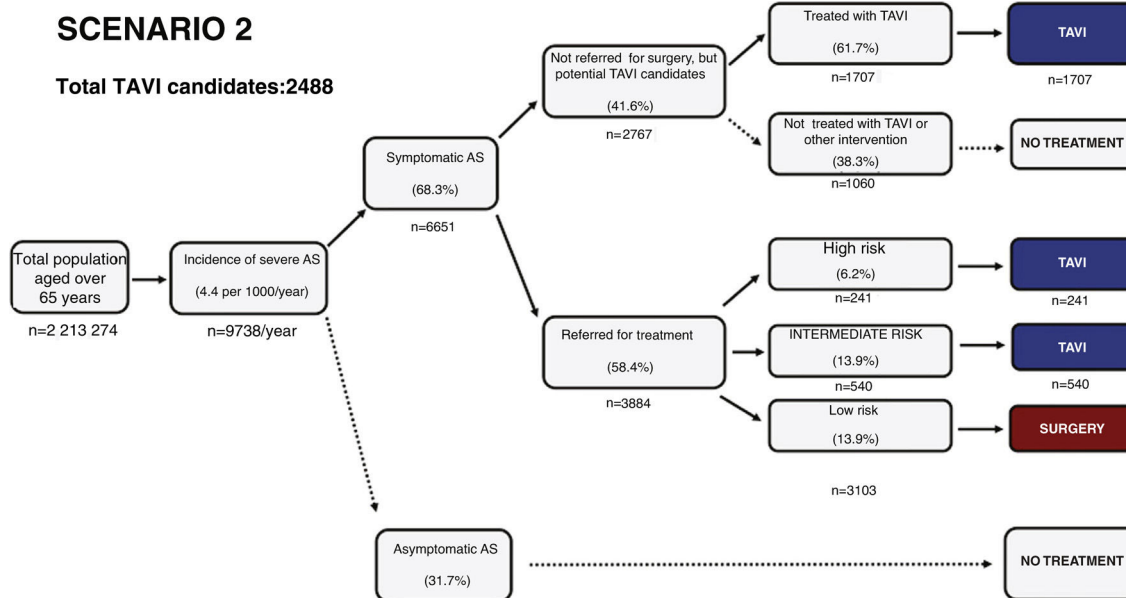
All projections and economic scenarios show that in the near future this economic impact will increase significantly. The current TAVR reimbursement model is inappropriate for the situation, and the creation of an independent line of TAVR reimbursement is therefore justified.

### Current costs and economic impact of transcatheter aortic valve replacement in Portugal

The total cost of TAVR hospitalization in Portugal (~23 000 euros) is significantly lower than in the US or even in central European countries.<sup>19,20,33,34</sup> In Portugal, most of the cost of



**Figure 2** Estimated number of candidates eligible for transcatheter aortic valve replacement in Portugal in scenario 1, which represents the use of the procedure according to current guidelines. AS: aortic stenosis; TAVR: transcatheter aortic valve replacement.

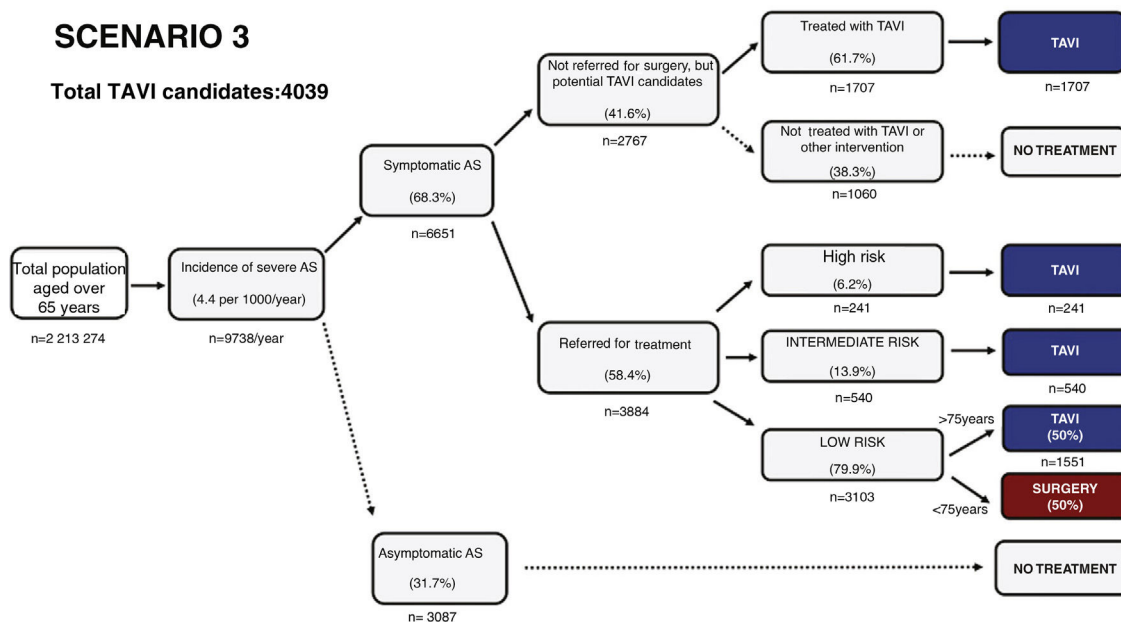


**Figure 3** Estimated number of candidates eligible for transcatheter aortic valve replacement in Portugal according to scenario 2, which represents an expansion in the indications for TAVR to include intermediate-risk patients. AS: aortic stenosis; TAVR: transcatheter aortic valve replacement.

the procedure (75-80%) is driven by the cost of the material, a proportion that is higher than other countries, such as in France (65%).<sup>35</sup> In absolute terms, the prices of the valves are not very different from the Netherlands<sup>19</sup> (17 590 euros) or France<sup>35</sup> (19 500 euros), but are significantly lower than in the US<sup>36</sup> (26 390 euros). Given the high costs of the procedure and the prospect of increasing numbers of candidates in the near future, it is important to discuss the reimbursement model for public hospitals and to implement strategies

to improve it and simultaneously reduce costs, to enable more patients to be treated. It should be borne in mind that the aim of the present study was not to compare data on TAVR with surgical valve replacement or to determine the incremental cost of TAVR to the national healthcare system relative to surgery.

First, considering that the price of the valve itself is the most important driver of the total cost, saving strategies should concentrate on decreasing their price per unit. This



**Figure 4** Estimated number of candidates eligible for transcatheter aortic valve replacement in Portugal according to scenario 3, in which the clinical indication of TAVR is expanded to include low-risk patients at low risk aged over 75 years. AS: aortic stenosis; TAVR: transcatheter aortic valve replacement.

can be accomplished by central negotiation of the price to be paid for the valves, by acquiring them at national level, instead of the hospital level.<sup>37</sup>

Although in our study the price of the SEV was slightly lower, both options should be kept available, so that the main driver of this choice can be the patient's clinical and anatomical characteristics,<sup>23</sup> to reduce the risk of complications.

Secondly, TAVR should be performed only in high-volume centers that can further streamline the procedure with dedicated teams. Several studies have shown that this approach can reduce procedure time, decrease costs and reduce complications.<sup>38,39</sup>

Third, in this study we observed that the use of hospital facilities (especially stay in the cardiac intensive care unit) is the second most important contributor to the overall cost. To lower this cost, it is now possible to design and implement fast-track TAVR protocols in selected patients that allow very short ICU stays (<24 hours), decrease total length of hospital stay (<4 days) and decrease costs.<sup>40,41</sup> All of these ways to reduce costs should be discussed for application in the Portuguese healthcare system.

### Planning the future use of transcatheter aortic valve replacement and its implications for the reorganization of the healthcare system

Several studies have analyzed the cost-effectiveness of TAVR, with differing results according to the clinical setting.<sup>42</sup> In inoperable patients, almost all analyses show that TAVR has an acceptable cost to society,<sup>33</sup> depending on

the comorbidities of the treated population.<sup>43–45</sup> In high- or intermediate-risk patients, clinical trial results show short-term advantages in quality of life and length of hospital stay, with similar survival rates for TAVR and surgical valve replacement.<sup>13,14,19</sup> In the latter setting, cost-effectiveness analyses are less favorable, more variable and strongly influenced by methodology, patient characteristics and the jurisdictions and countries where they were applied.<sup>42</sup>

As shown in Figure 1, the current TAVR penetration rate in Portugal is below the European average,<sup>21</sup> which highlights the considerable inequities in access to this technology.

Additionally, the penetration rate in this country is below that expected according to the current TAVR guidelines<sup>11</sup> (53 vs. 189/million), which is valuable information for healthcare resource planning, especially to develop policy on investment in new equipment, to predict future needs in human resources, and to plan budgetary requirements.

This number may increase significantly in the near future if TAVR indications are expanded to patients at intermediate or even low risk, as estimated in scenarios 2 and 3. This change has already occurred in some countries, including Germany and Switzerland.<sup>17,18</sup>

Nevertheless, at current valve prices, it is highly unlikely that TAVR will be considered a cost-effective treatment in these patients.<sup>36</sup> It is expected that with more competition and more patients treated, prices will decrease significantly in the near future, as has been seen with other new cardiovascular technologies.<sup>46</sup> However, until rigorous cost-effectiveness analysis is available in these lower-risk patients, it is not recommended that current TAVR indications in Portugal should be expanded.

## Health policy recommendations: models of transcatheter aortic valve replacement reimbursement adjusted to the Portuguese healthcare system

In Portugal there is no specific diagnosis-related group (DRG) for the TAVR procedure, and hospitals are only reimbursed with the DRG associated with traditional surgery (2316.48 euros per patient), which covers only 10.3% of the total cost of TAVR. This means that the remainder of the procedural cost is assumed by the local hospital, using its overall budget or by increasing the hospital's deficit. Some hospitals have accordingly imposed a cap on the number of procedures per year, but this process has been arbitrary and variable, and causes significant regional inequalities in access to the technology.<sup>47</sup>

Different countries have implemented various models of TAVR reimbursement. For example, in Germany and Switzerland, TAVR is reimbursed using a specific DRG. It is known that hospital financing using DRGs can improve efficiency and transparency and expand hospital activity,<sup>48–50</sup> but can also increase total healthcare costs, especially when the DRG funding follows a linear model. In fact, there is a direct association between TAVR penetration rates and reimbursement by DRG.<sup>22</sup> However, this system can also have unintended effects. For example, in Germany, the TAVR DRG is 2.3 times higher than the DRG of surgical replacement (~35 000 euros vs. ~15 000 euros),<sup>51</sup> which has created an incentive to perform TAVR instead of surgery in lower-risk patients, as recently reported.<sup>17,18</sup>

### Study limitations

In this study, data was collected retrospectively, in contrast to most economic analyses in TAVR, in which costs are usually calculated based on data collected from randomized clinical trials on TAVR.<sup>20,34</sup> However, it is known that economic studies based on well-performed observational studies are equally valuable and can more accurately reflect real costs, adjusted for each country.<sup>52</sup>

To calculate procedural costs, the authors used data from a single TAVR center. Although we tried to include other centers, hospital administrations did not readily deliver the unit costs needed to perform this study. To obtain a clear picture of health expenditures in Portugal on different medical technologies and procedures, there should be more transparency regarding this type of data.

In Portugal, all centers performing TAVR are tertiary hospitals with similar characteristics,<sup>53</sup> even though there may be slight differences in the personnel involved in the procedure, with variable ratios of radiology technicians to nurses. Salary costs are similar and therefore we do not expect there to be major differences between hospitals in the cost of the procedure.

### Conclusions

In Portugal, TAVR is associated with a significant economic impact, which is expected to increase in the near future according to all scenarios. There is an urgent need to

implement a new TAVR reimbursement model, which should be able to improve patient access to the technology and to increase efficiency, without compromising the sustainability of the healthcare system.

### Conflicts of interest

The authors have no conflicts of interest to declare.

### Acknowledgments

We thank the TAVR National Registry Investigators.

### References

1. Organisation for Economic Co-operation and Development. OECD Health Data 2011. Paris, France: Organisation for Economic Co-operation and Development; 2017. Available at: <https://www.oecd.org/els/health-systems/Health-at-a-Glance-2017-Chartset.pdf>.
2. Sorenson C, Drummond M, Bhuiyan Khan B. Medical technology as a key driver of rising health expenditure: disentangling the relationship. *Clinic Econ Outcomes Res.* 2013;5:223–34.
3. Okunade AA, Murthy VNR. Technology as a major driver of health care costs: a cointegration analysis of the Newhouse conjecture. *J Health Econ.* 2002;21:147–59.
4. Drummond M, Griffin A, Tarricone R. Economic evaluation for devices and drugs—same or different? *Value in Health.* 2009;12:402–4.
5. Iung B, Baron G, Butchart EG, et al. A prospective survey of patients with valvular heart disease in Europe: The EuroHeart Survey on Valvular Heart Disease. *Eur Heart J.* 2003;24:1231–43.
6. Nkomo VT, Gardin JM, Skelton TN, et al. Burden of valvular heart diseases: a population-based study. *Lancet.* 2006;368:1005–11.
7. Osnabrugge RLJ, Mylotte D, Head SJ, et al. Aortic stenosis in the elderly: disease prevalence and number of candidates for transcatheter aortic valve replacement: a meta-analysis and modeling study. *J Am Coll Cardiol.* 2013;62:1002–12.
8. Rosenhek R, Zilberszac R, Schemper M, et al. Natural history of very severe aortic stenosis. *Circulation.* 2010;121:151–6.
9. Hamm CW, Arsalan M, Mack MJ. The future of transcatheter aortic valve implantation. *Eur Heart J.* 2016;37:803–10.
10. Leon MB, Smith CR, Mack M, et al. Transcatheter aortic-valve implantation for aortic stenosis in patients who cannot undergo surgery. *N Engl J Med.* 2010;363:1597–607.
11. Baumgartner H, Falk V, Bax JJ, et al., ESC Scientific Document Group. 2017 ESC/EACTS Guidelines for the management of valvular heart disease. *Eur Heart J.* 2017;38:2739–91.
12. Smith CR, Leon MB, Mack MJ, et al. Transcatheter versus surgical aortic-valve replacement in high-risk patients. *N Engl J Med.* 2011;364:2187–98.
13. Leon MB, Smith CR, Mack MJ, et al. Transcatheter or surgical aortic-valve replacement in intermediate-risk patients. *N Engl J Med.* 2016;374:1609–20.
14. Reardon MJ, Van Mieghem NM, Popma JJ, et al. SURTAVR Investigators. Surgical or transcatheter aortic-valve replacement in intermediate-risk patients. *N Engl J Med.* 2017;376:1321–31.
15. Mack MJ, Leon MB, Thourani VH, et al. PARTNER 3 investigators transcatheter aortic-valve replacement with a balloon-expandable valve in low-risk patients. *N Engl J Med.* 2019;380:1695–705.
16. Popma JJ, Deeb GM, Yakubov SJ. Evolut low risk trial investigators transcatheter aortic-valve replacement with a self-expanding valve in low-risk patients. *N Engl J Med.* 2019;380:1706–15.



17. Gaede L, Blumenstein J, Kim WK, et al. Trends in aortic valve replacement in Germany in 2015: transcatheter versus isolated surgical aortic valve repair. *Clin Res Cardiol.* 2017;106:411–9.
18. Reinohl J, Kaier K, Reinecke H, et al. Effect of availability of transcatheter aortic-valve replacement on clinical practice. *N Engl J Med.* 2015;373:2438–47.
19. Osnabrugge RL1, Head SJ, Genders TS, et al. Costs of transcatheter versus surgical aortic valve replacement in intermediate-risk patients *Ann Thorac Surg.* 2012;94:1954–60.
20. Reynolds MR, Magnuson EA, Lei Y, et al. PARTNER Investigators. Cost-effectiveness of transcatheter aortic valve replacement compared with surgical aortic valve replacement in high-risk patients with severe aortic stenosis: results of the PARTNER (Placement of Aortic Transcatheter Valves) trial (Cohort A). *J Am Coll Cardiol.* 2012;60:2683e2692.
21. Windecker S, Haude M, Baumbach A. Introducing a new EAPCI programme: the Valve for Life initiative. *EuroIntervention.* 2016;11:977–9.
22. Mylotte D, Osnabrugge RL, Windecker S, et al. Transcatheter aortic valve replacement in Europe: adoption trends and factors influencing device utilization. *Journal of the American College of Cardiology.* 2013;62:210–9.
23. Abdel-Wahab M, Mehili J, Frerker C, et al. CHOICE investigators Comparison of balloon-expandable vs self-expandable valves in patients undergoing transcatheter aortic valve replacement: the CHOICE randomized clinical trial. *JAMA.* 2014;311:1503–14.
24. Portuguese Ministry of Health /ACSS. Tabelas de meios complementares de diagnóstico e terapêutica. Diário da República n.(173/2018, Série I de 2018-09-07, Portaria n.(254/2018 [Internet]. Available at: <https://data.dre.pt/eli/port/254/2018/09/07/p/dre/pt/html>.
25. Gaede L, Blumenstein J, Kim WK, et al. Trends in aortic valve replacement in Germany in 2015: transcatheter versus isolated surgical aortic valve repair. *Clin Res Cardiol.* 2017;106:411–9.
26. Valve for Life Initiative – Portugal. Available at: [https://www.escardio.org/Sub-specialty-communities/European-Association-of-Percutaneous-Cardiovascular-Interventions-\(EAPCI\)/Advocacy/valves-for-life-portugal](https://www.escardio.org/Sub-specialty-communities/European-Association-of-Percutaneous-Cardiovascular-Interventions-(EAPCI)/Advocacy/valves-for-life-portugal) [accessed 16 august 2018].
27. Durko AP, Osnabrugge RL, Van Mieghem NM, et al. Annual number of candidates for transcatheter aortic valve implantation per country: current estimates and future projections. *Eur Heart J.* 2018;39:2635–42.
28. Gonzalez-Saldivar H, Rodriguez-Pascual C, de la Morena G, et al. Comparison of 1-year outcome in patients with severe aorta stenosis treated conservatively or by aortic valve replacement or by percutaneous transcatheter aortic valve implantation (data from a multicenter spanish registry). *Am J Cardiol.* 2016;118:244–50.
29. Van Mieghem NM, Dumonteil N, Chieffo A, et al., Current decision making and short-term outcome in patients with degenerative aortic stenosis: the Pooled-Rotterdam-Milano-Toulouse In Collaboration Aortic Stenosis survey. *Eurointervention.* 2016;11:e1305–13.
30. Thourani VH, Suri RM, Gunter RL, et al. Contemporary real-world outcomes of surgical aortic valve replacement in 141,905 low-risk, intermediate-risk, and high-risk patients. *Ann Thorac Surg.* 2015;99:55–61.
31. Thourani VH, Kodali S, Makkar RR, et al. Transcatheter aortic valve replacement versus surgical valve replacement in intermediate-risk patients: a propensity score analysis. *Lancet.* 2016;387:2218–25.
32. Pilgrim T, Windecker S. Expansion of transcatheter aortic valve implantation: new indications and socio-economic considerations. *Eur Heart J.* 2018;39:2643–5, <http://dx.doi.org/10.1093/eurheartj/ehy228>.
33. Eaton J, Mealing S, Thompson J, et al. Is transcatheter aortic valve implantation (TAVR) a cost-effective treatment in patients who are ineligible for surgical aortic valve replacement? A systematic review of economic evaluations. *J Med Econ.* 2014;17:365–75.
34. Reynolds MR, Magnuson EA, Wang K, et al. Cost-effectiveness of transcatheter aortic valve replacement compared with standard care among inoperable patients with severe aortic stenosis: results from the placement of aortic transcatheter valves (PARTNER) trial (Cohort B). *Circulation.* 2012;125:1102–9.
35. Chevreur K, Brunn M, Cadier B, et al. FRANCE registry investigators Cost of transcatheter aortic valve implantation and factors associated with higher hospital stay cost in patients of the FRANCE (FRench Aortic National CoreValve and Edwards) registry. *Arch Cardiovasc Dis.* 2013;106:209–19.
36. Reynolds MR, Baron SJ, Cohen DJ. Economic implications of transcatheter aortic valve replacement in patients at intermediate surgical risk. *Circulation.* 2016;134:1416–8.
37. Llewellyn S, Procter R, Harvey G, et al. Facilitating technology adoption in the NHS: negotiating the organisational and policy context – a qualitative study. Southampton (UK): NIHR Journals Library (Health Services and Delivery Research, No. 2.23.). 2014.
38. Kasel AM, Shivaraju A, Schneider S, et al. Standardized methodology for transfemoral transcatheter aortic valve replacement with the Edwards Sapien XT valve under fluoroscopy guidance. *The Journal of invasive cardiology.* 2014;26:451–61.
39. Durand E, Borz B, Godin M, et al. Transfemoral aortic valve replacement with the Edwards SAPIEN and Edwards SAPIEN XT prosthesis using exclusively local anesthesia and fluoroscopic guidance: feasibility and 30-day outcomes. *JACC Cardiovascular interventions.* 2012;5:461–7.
40. Marcantunono R, Gutsche J, Burke-Julien M, et al. Rationale, development, implementation, and initial results of a fast track protocol for transfemoral transcatheter aortic valve replacement (TAVR). *Catheterization and cardiovascular interventions: official journal of the Society for Cardiac Angiography & Interventions.* 2015;85:648–54.
41. Leclercq F, Lemmi A, Lattuca B, et al. Feasibility and safety of transcatheter aortic valve implantation performed without intensive care unit admission. *Am J Cardiol.* 2016;118:99–106.
42. Huygens SA, Takkenberg J. Rutten-van Molken. Systematic review of model-based economic evaluations of heart valve implantations. *Eur J Health Econ.* 2018;19:241–55.
43. Simons CT, Cipriano LE, Shah RU, et al. Transcatheter aortic valve replacement in nonsurgical candidates with severe, symptomatic aortic stenosis: a cost-effectiveness analysis. *Circulation Cardiovascular quality and outcomes.* 2013;6:419–28.
44. Hancock-Howard RL, Feindel CM, Rodes-Cabau J, et al. Cost effectiveness of transcatheter aortic valve replacement compared to medical management in inoperable patients with severe aortic stenosis: Canadian analysis based on the PARTNER Trial Cohort B findings. *Journal of Medical Economics.* 2013;16:56674.
45. Arnold SV, Afilalo J, Spertus JA, et al. Prediction of poor outcome after transcatheter aortic valve replacement. *J Am Coll Cardiol.* 2016;68:1868–77.
46. Brown A, Meenan B, Young T. Marketing Innovation: Medical device prices follow the experience curve, *Journal of medical marketing: Diagnostic and Pharmaceutical Marketing.* 2007;7:203–12.
47. Mylotte D, Osnabrugge RL, Windecker S, et al. Transcatheter aortic valve replacement in Europe: adoption trends and factors influencing device utilization. *Journal of the American College of Cardiology.* 2013;62:210–9.
48. Born E, Hagen TP, Iversen T, et al. How different are hospitals' responses to a financial reform? The impact on efficiency of activity-based financing. *Health Care Manag Sci.* 2010;13:1–16.

49. Street A, O'Reilly J, Ward R, et al. DRG-based hospital payment and efficiency: theory, evidence, and challenges. In: Busse R, Geissler A, Quentin W, Wiley M, editors. *Diagnosis-related groups in Europe: moving towards transparency, efficiency and quality in hospitals*. Maidenhead: Open University Press; 2011. p. 93–114.
50. Palmer K, Agoritsas T, Martin D, et al. Activity-based funding of hospitals and its impact on mortality, readmission, discharge destination, severity of illness, and volume of care: a systematic review and meta-analysis. *PLoS One*. 2014;9, e 75 Page 21 of 29 1099.
51. Kaier K, Reinecke H, Naci H, et al. The impact of post-procedural complications on reimbursement, length of stay and mechanical ventilation among patients undergoing transcatheter aortic valve implantation in Germany. *Eur J Health Econ*. 2018;19:223–8.
52. Gadey G, Reynolds MR. Cost-effectiveness considerations in transcatheter management of valvular heart disease. *Can J Cardiol*. 2014;30:63–1058.
53. Campante Teles R, Gama Ribeiro V, Patrício L, et al. Position statement on transcatheter aortic valve implantation in Portugal. *Rev Port Cardiol*. 2013;32:801–5.